

# B&C HOODED SOFTSHELL /MEN - JM 950

## SOFTSHELL JACKET



1 front chest pocket with zip

Detachable balaclava hood with adjustable drawstring and trendy stoppers

Full zip opening with chin protector

Set-in sleeves

Full inner placket in shell fabric

Perfect arm & elbow sleeve shape

Easy access for decoration via inner left breast zip

Reverse zips for a trendy look

Flat stitching for greater comfort

Cuffs with closing tabs & embossed plastic pull

Adjustable bottom hem (with drawcord) Longer back

2 front side pockets with zips

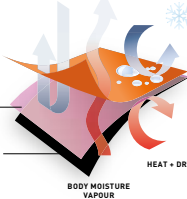


WIND • COLD WATER • SNOW

**OUTER LAYER**  
ALL WEATHER CONDITIONS  
BLOCKING SHELL FABRIC

**MID LAYER**  
FULL BONDED  
BREATHABLE MEMBRANE

**INNER LAYER**  
BREATHABLE AND ABSORBING  
MICRO-FLEECE, FOR MAXIMUM  
BODY HEAT RETENTION  
AND DRYNESS



HEAT • DRY  
BODY MOISTURE  
VAPOUR

### High performance Softshell jacket

#### 3-LAYER SOFTSHELL JACKET 340G/M<sup>2</sup>

**Outer layer:** 94% polyester - 6% elastane  
Woven Softshell

**Mid layer:** bonded breathable membrane,  
windproof, waterproof


**Inner layer:** 100% polyester anti-pilling  
micro-fleece and 100% polyester  
mesh lining on front panels

**Waterproof:** 5000 mm

**Breathable:** 1000 MVP

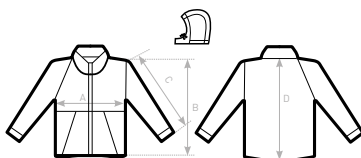
S - M - L - XL - 2XL - 3XL

1 pc/pack & 10 pcs/carton



DUO  
CONCEPT

with B&C Hooded Softshell /women



### SIZES [CM]

#### B&C HOODED SOFTSHELL /M. JM 950

|                               | XS | S    | M    | L    | XL   | 2XL  | 3XL  |
|-------------------------------|----|------|------|------|------|------|------|
| A HALF CHEST                  | -  | 52   | 55   | 58   | 61   | 64   | 67   |
| B BODY LENGTH FROM NECK POINT | -  | 66,5 | 69,5 | 72,5 | 75,5 | 78,5 | 80,5 |
| C SLEEVE LENGTH               | -  | 65   | 66   | 67   | 68   | 69   | 70   |
| D CENTER BACK LENGTH          | -  | 69   | 72   | 75   | 78   | 81   | 83   |